

TECHNICAL DATA

U-DRAIN LOAD RATINGS



PRODUCT COMPLIANCE

U-drain is designed and constructed to meet the requirements of the following Load Classifications:






- **CSA B79-08 EXTRA HEAVY DUTY**
- **ASME 112.6.3 SPECIAL DUTY**
- **EN 1433 (DIN 19580) CLASS E**

U-drain provides consistent performance in a wide variety of applications, including high load rating applications like commercial docks and airports.

CLASSIFICATIONS

CSA B79-08 EXTRA HEAVY DUTY







CSA Standard B79-08 has four load ratings as listed below:

	 LIGHT DUTY (L)	 MEDIUM DUTY (M)	 HEAVY DUTY (H)	 EXTRA-HEAVY DUTY (X)
APPLICATION	FOOT TRAFFIC ONLY	LIGHT VEHICLES (CARS)	LIGHT TRUCKS	HEAVY TRUCKS
SAFE LIVE LOAD	< 441 lbf	< 1,985 lbf	< 3,637 lbf	< 7,607 lbf
U-DRAIN RATING				

Safe Live Load is calculated by dividing the test load or the load at failure (whichever value is smaller) by two. The maximum test load for Extra Heavy Duty is 15,215 lbs.








ASME 112.6.3 SPECIAL DUTY

ASME 112.6.3 has five load ratings as listed below:

	 LIGHT DUTY	 MEDIUM DUTY	 HEAVY DUTY	 EXTRA-HEAVY DUTY	 SPECIAL DUTY
APPLICATION	PEDESTRIAN	LIGHT VEHICLE	TRUCKS	FORKLIFTS / HEAVY EQUIPMENT	AIRPORT
SAFE LIVE LOAD	<2,000 lb / 900 kg	<4,999 lb / 2,250 kg	<7,499 lb / 3,375 kg	<10,000 lb / 4,500 kg	>10,000 lb / 4,500 kg
U-DRAIN RATING					

EN 1433 CLASS E

EN 1433 (previously **DIN 19580**) has six load ratings as listed below:

	 CLASS A	 CLASS B	 CLASS C	 CLASS D	 CLASS E	 CLASS F
APPLICATION	PEDESTRIAN	LIGHT VEHICLE	SLOW MOVING COMMERCIAL VEHICLE	COMMERCIAL VEHICLE	GENERAL DOCKS & AIRPORT PAVEMENTS	DOCKS & AIRPORT PAVEMENTS
SAFE LIVE LOAD	15 kN / 3,372 lb	125 kN / 28,100 lb	250 kN / 56,200 lb	400 kN / 89,920 lb	600 kN / 134,800 lb	900 kN / 202,320 lb
U-DRAIN RATING						

U-drain has exceeded load testing of over 1040 psi. This equates to over 149,760 lbf. All Load Class E and F applications are outfitted with U-drain's Grated Lid - our strongest lid available.